



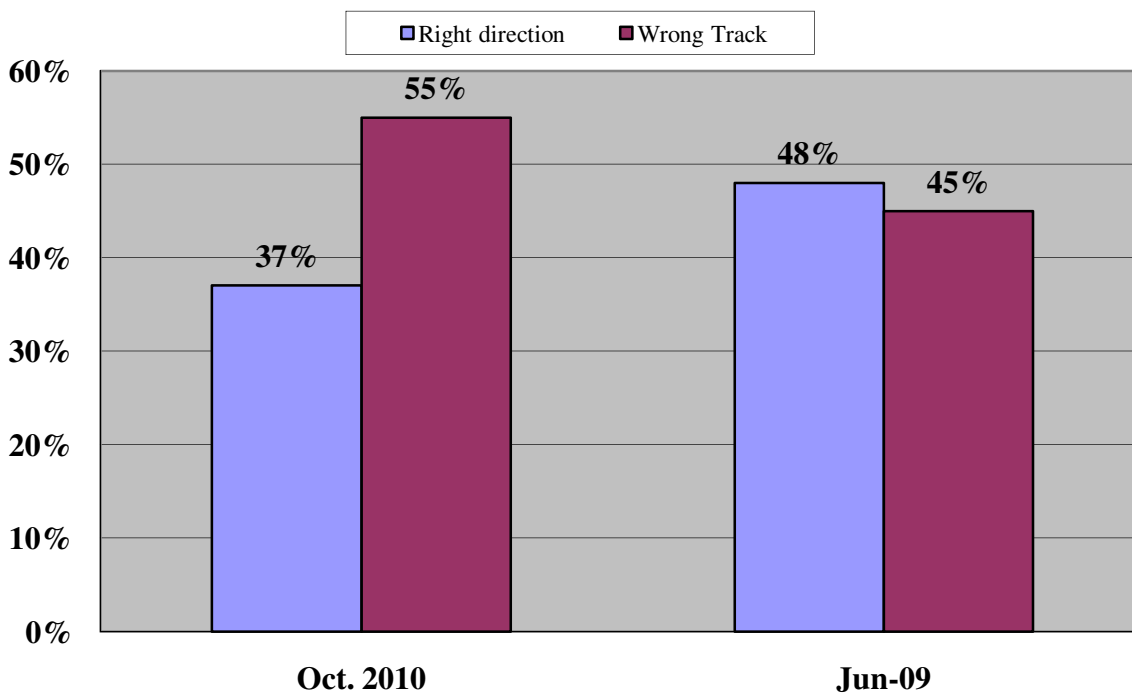
*The Texas Lyceum*

## The 2010 Texas Lyceum Poll Executive Summary of National Attitudes

### Summary of Findings

While Texans are generally pleased with the state government, their feelings about the federal government are less positive. Thirty-seven percent of respondents feel that the country is moving in the right direction compared to 55% who feel that the country is on the wrong track. These numbers represent a change from the June 2009 Texas Lyceum poll, when 48% of respondents felt that the country was on the right track and 45% believed the country was on the wrong track.

### Direction of Country



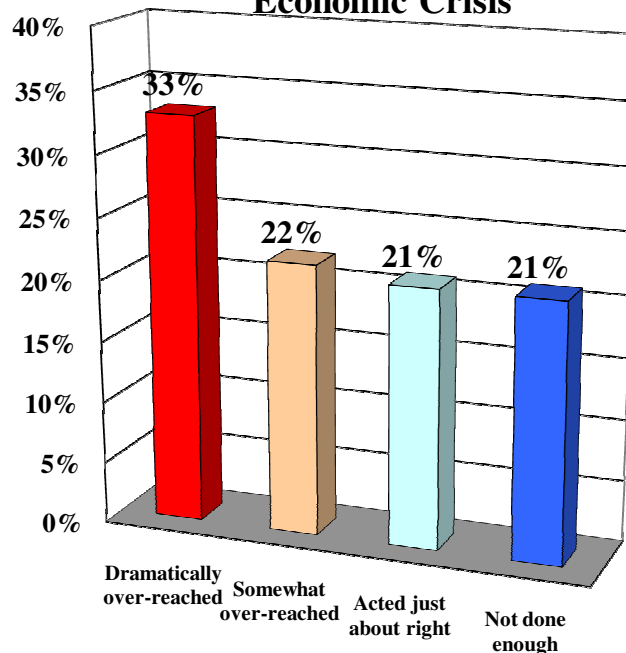
When respondents were asked what one word best describes their current feelings towards the federal government, 24% responded with positive statements while a decisive 63% responded with negative statements toward the federal government.

When asked about different groups/institutions in society and whether they have a positive or negative impact on the way things are going today, there is evidence of populist anger, arguably along economic lines. Most Texans rate the national news media as a negative influence (66% negative), along with banks and financial institutions (62% negative), Wall Street (53% negative) and large corporations (50% negative). Conversely, most Texans rate churches and religious organizations as positive influences (67% positive), along with small businesses (66% positive), and colleges and universities (64% positive).

**Federal Response to Health Care and Economic Crisis**

Respondents were also asked whether the federal government’s response to the economic crisis and healthcare issue has been appropriate. Thirty-three percent of Texans said that the federal government has “dramatically over-reached,” and another 22% said the federal government had somewhat over-reached. Forty-two percent were less negative, with 21% saying the government acted about right, and another 21% saying the government had not done enough.

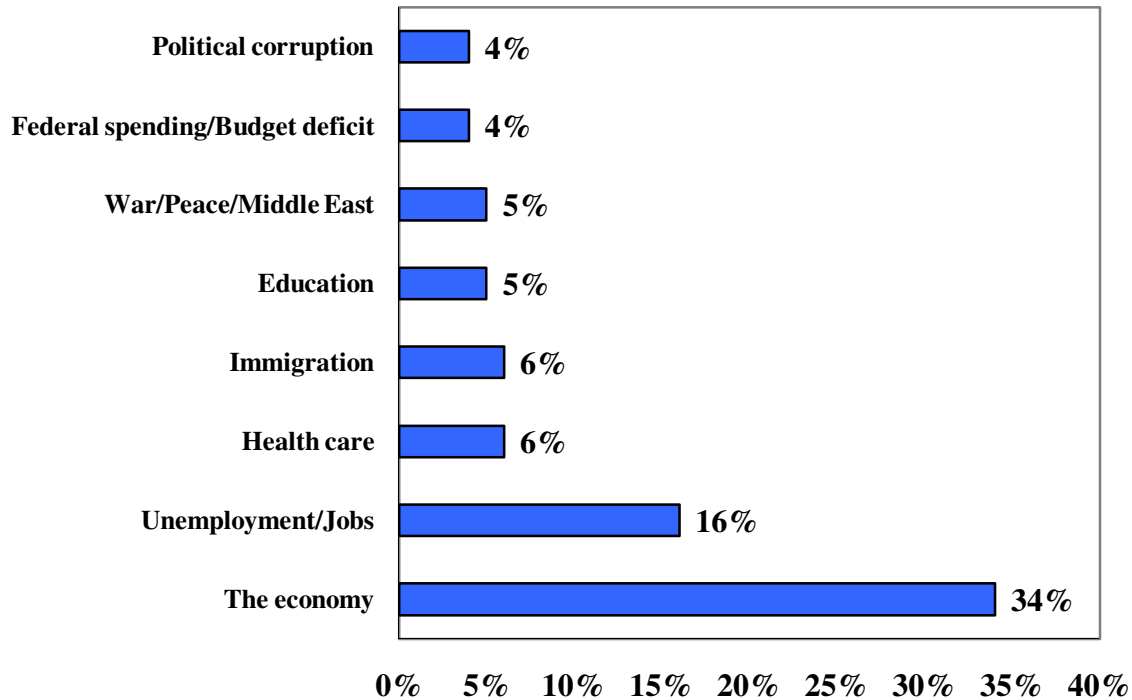
**Attitudes towards Federal Government's Reaction to Economic Crisis**



**Most Important Issues and Economic Outlook**

The economy continues to loom large in Texans’ minds, with 50% of respondents citing the economy or jobs and unemployment as the most important issue facing the country today. Of the other 23 issues mentioned, only health care broke 6%. The economy has dropped 12-points in importance since the June 2009 Texas Lyceum poll, when 62% of respondents cited the economy and employment as the most important national issues.

### Most Important Problem Facing the U.S.



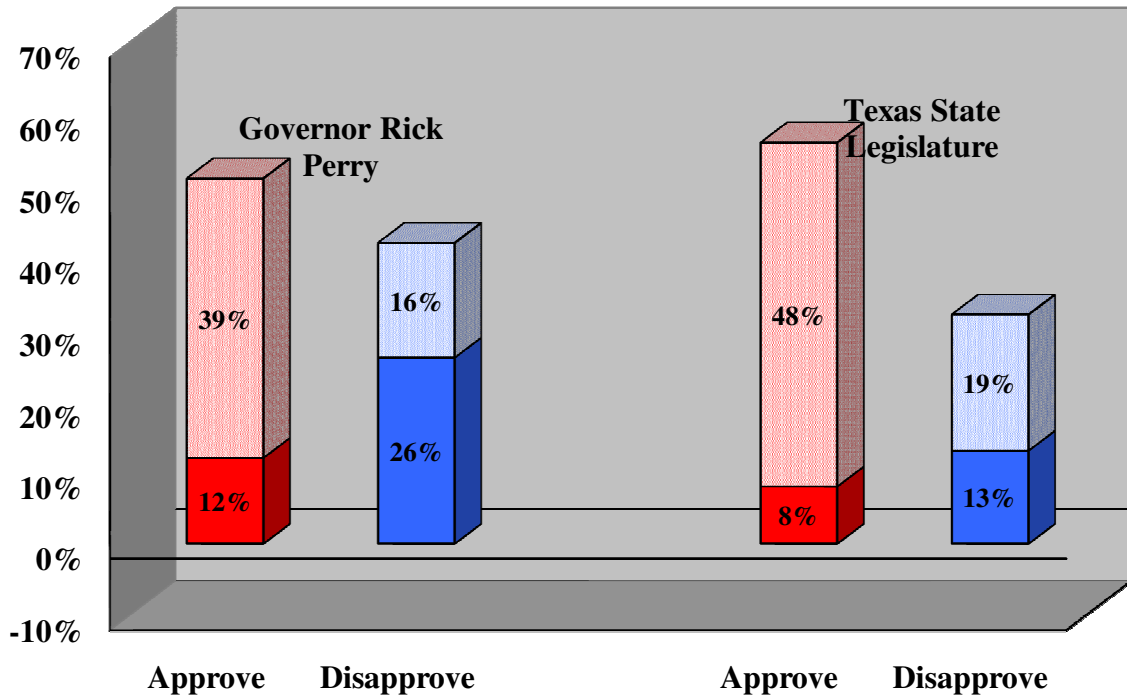
There is mixed evidence that Lone Star residents think that the economy is improving at the national level, but there is no significant change in their perceptions of their personal economic situation. Texans feel the economy has improved relative to last year, but they are not optimistic about the future. In the June 2009 Lyceum Poll, 58% of Texans thought the national economy was worse off at that time than it had been a year before. Today, only 40% say the economy is worse off than it was last year, with 30% saying it is better off and 30% saying it is the same. However, looking to the future, Texans believe their children will be worse off than they have been (41% worse off, 34% better off, 21% about the same). These numbers reflect their view of the financial crisis more generally with 46% of Texans believing that the worst is still yet to come in terms of the national economy (compared with 41% who believe the worst is over. Texans' perceptions of their own family situations have remained relatively stable since 2009. At that time, 17% of Texans said their family was better off than it had been a year before, while 37% said they were worse off and 46% said they were the same. Fourteen months later, 18% say they are better off than they were last year, while 32% say they are worse off and 50% say they are about the same.

People are more optimistic about the Texas economy than they are about the national economy, with 61% of Texans saying the Texas economy is better off than the rest of the country.

### Approval Numbers

Respondents approve of Governor Rick Perry (51% approve; 42% disapprove) and the state legislature (56% approve; 32% disapprove). These numbers improve slightly when one focuses on likely voters for this year's midterm elections. Amongst the sample of likely voters, 54% approve of Governor Perry and 33% disapprove; the state legislature receives 61% approval amongst the same group, with 34% disapproving.

**Approval Ratings for Perry & the State Legislature**



When asked how Barack Obama is handling his job as president, 57% of adult Texans think he is doing a good job, and 41% think he is doing a poor job. But his approval rating amongst likely voters is less impressive, with 47% approval and 54% disapproval. This same shift occurs for approval of the President's handling of the economy. Among all adult Texans, President Obama is at 56% approval and 44% disapproval. But among likely voters, he is at just 38% approval and 61% disapproval.